

5つのオーストラリアの手遊び

横井一之 本山ひふみ 堀 建治
高森亜季子 奥田由香里

On Five Australian Nursery Rhymes

Kazuyuki YOKOI, Hifumi MOTOYAMA, Kenji HORI,
Akiko TAKAMORI, and Yukari OKUDA

It has been a long time since the globalization of childcare, and our students are no exceptions. I would like to use various teaching materials to teach globalization to our students.

This paper shows five famous nursery rhymes popular in Australian kindergartens.


要旨

保育の国際化が唱えられて久しいが、本学の学生も例外ではない。学生の国際化を図るために、本学でもいろいろな教材を取り入れていきたい。

本資料では、オーストラリアの幼稚園で子どもに親しまれている手遊びを紹介する。資料収集を5名全員で行い、高森が楽譜を作成し、奥田が手遊びを編集した。

譜表 1 5匹のあひる

5 Little Ducks



1. Five little ducks went out one day
 2. Four little ducks went out one day
 3. Three little ducks went out one day
 4. Two little ducks went out one day
 5. One little duck went out one day
 6. Mother duck went out one day



o- ver the hills and far a- way
 o- ver the hills and far a- way
 o- ver the hills and far a- way
 o- ver the hills and far a- way
 o- ver the hills and far a- way
 o- ver the hills and far a- way



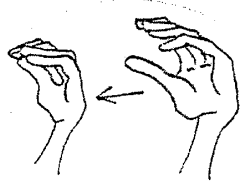
Mother duck said quack quack come back but
 Mother duck said quack quack come back but
 Mother duck said quack quack come back but
 Mother duck said quack quack come back but
 Mother duck said quack quack come back but
 Mother duck said quack quack come back and



on- ly four little ducks came back
 on- ly three little ducks came back
 on- ly two little ducks came back
 on- ly one little duck came back
 non of the five little ducks came back
 all the five little ducks came back

右手をアヒルの子に、左手をお母さんアヒルに見立てる

左手はお母さんアヒルのくちばしをつくり、親指とその他の指先を付け合せたり離したりする



1番 ~ 5番

① Five little ducks went out one day over the hills and far away



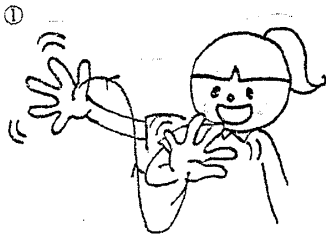
右手の指を5本立て、左右にリズムをとりながら丘を越えて歩いていく様子を表現する

② Mother duck said quack quack come back

左手でお母さんアヒルのくちばしをつくり、親指とその他の指先を付け合せたり離したりする

③ but only four little ducks came back

右手の指を4本に減らしリズムをとり、4匹のアヒルの子がお母さんアヒルの元へ戻ってくる様子を、表現する



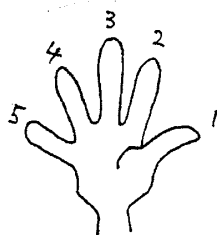
※ 右手の指の数は歌詞に合わせて減らしていく

Four	4 → 3
Three	3 → 2
Two	2 → 1
One	1 → 0

5番

③ but non of the five little ducks came back

右手は指を全部折って0(ゼロ)を表す



③



図1-1 5匹のアヒル(手遊び) 1

6番

① Mother duck went out one day over the hills and far away

左右にリズムをとりながら、左手のお母さんアヒルが丘を越えて歩いていく様子を表現する

② Mother duck said quack quack come back!!

左手でお母さんアヒルのくちばしをつくり、親指とその他の指先を付け合せたり離したりする

③ and all the five little ducks came back

右手の指を5本立てリズムをとり、5匹のアヒルの子がお母さんアヒルの元に戻ってくる様子を表現する







図1-2 5匹のあひる (手遊び) 2

譜表2 3匹のクラゲ

Three Jelly Fish



1. Three	jelly	fish	Three	jelly	fish
2. Two	jelly	fish	Two	jelly	fish
3. One	jelly	fish	One	jelly	fish
4. No	jelly	fish	No	jelly	fish



Three	jelly	fi-	sh	si-	tting on	a	rock
Two	jelly	fi-	sh	si-	tting on	a	rock
One	jelly	fi-	sh	si-	tting on	a	rock
No	jelly	fi-	sh	si-	tting on	a	rock

Three Jelly Fish

1番 Three jelly fish Three jelly fish
Three jelly fish sitting on a rock
One fell off OH!

2番 Two jelly fish Two jelly fish
Two jelly fish sitting on a rock
One fell off OH!

3番 One jelly fish One jelly fish
One jelly fish sitting on a rock
One fell off OH!

4番 No jelly fish No jelly fish
No jelly fish sitting on a rock

Three Jelly Fish

1番

Three jelly fish Three jelly fish
Three jelly fish sitting on a rock

左手をげんこつにして岩をつくる

左手の後ろで右手の3本指を立て、左右に振る



One fell off OH!

指を1本立て、左右に揺らしながら下降させる



※ 右手の指の数は歌詞に合わせて減らしていく

2番

Two



3番

One



4番

No jelly fish No jelly fish
No jelly fish sitting on a rock



図2 3匹のクラゲ (手遊び)

譜表 3 頭、肩、膝、つま先

Heads, Shoulders, Knees & Toes

He- ads and shoul- ders knees and toe- s

knees and toe- s knees and toe- s

He- ads and shoul- ders knees and toe- s

We all clap hands to- gether

Heads, Shoulders, Knees & Toes

Heads and shoulders knees & toes, knees & toes, knees & toes
 Heads and shoulders knees & toes
 We all clap hands together

① Heads で頭をさわる ② Shoulders で肩をさわる ③ Knees で膝をさわる ④ Toes でつま先をさわる ⑤ We all clap hands together
 手拍子をする





図 3 頭、肩、膝、つま先 (手遊び)

譜表 4 蜂の巣

The Beehive



Here is a bee- hive Where are the bees



Hid- ing away where no- bod- y sees



Watch them come creep- ing out of their hive



One and two and three four five

The Beehive

Here is a beehive
Where are the bees
Hiding away where nobody sees
Watch them come creeping out of their hive
One and two and three four five buzzzzzzzzzz

右手をげんこつにして蜂の巣をつくる
左手を上に向け、その上に右手のげんこつをのせる



One and two and three four five buzzzzzzzzzz

指を1本、2本、3本、4本、5本と立てていく
5本指を動かしながら前に突き出し、飛んでいく様子を表現する




図4 蜂の巣 (手遊び)

譜表 5 幸せなら手をたたこう

If you're Happy(or Sad)




1. If you're hap- py and you know it clap your hands (clap clap) If you're
2. If you're an- gry and you know it stamp your feets (stamp stamp) If you're
3. If you're sa- d and you know it pat your cheeks (pat pat) If you're
4. If you're hap- py and you know it sho- ut hurray (hurrray hurrray) If you're



hap- py and you know it clap your hands (clap clap) If you're
 an- gry and you know it stamp your feets (stamp stamp) If you're
 sa- d and you know it pat your cheeks (pat pat) If you're
 hap- py and you know it sho- ut hurray (hurrray hurrray) If you're



hap- py and you know it then your face will sure- ly show it If you're
 an- gry and you know it then your face will sure- ly show it If you're
 sa- d and you know it then your face will sure- ly show it If you're
 hap- py and you know it then your face will sure- ly show it If you're



hap- py and you know it clap your hands (clap clap)
 an- gry and you know it stamp your feets (stamp stamp)
 sa- d and you know it pat your cheeks (pat pat)
 hap- py and you know it sho- ut hurray (hurrray hurrray)

If you're happy

If you're happy and you know it clap your hands
clap 2 hands

If you're happy and you know it clap your hands
clap 2 hands

If you're happy and you know it then your face will surely show it

If you're happy and you know it clap your hands
clap 2 hands

If you're happy and you know it clap your hands の後で手を2回たたく



If you're angry and you know it stamp your feet
stamp your feet

If you're angry and you know it stamp your feet
stamp your feet

If you're angry and you know it then your face will surely show it

If you're angry and you know it stamp your feet
stamp your feet

angry のときは、怒ったように足を2回地面に押し付ける



If you're sad and you know it pat your cheeks
pat your cheeks

If you're sad and you know it pat your cheeks
pat your cheeks

If you're sad and you know it then your face will surely show it

If you're sad and you know it pat your cheeks
pat your cheeks

sad のときは、泣き真似をしながら両手で頬をおさえる



If you're happy and you know it shout hurray!!
shout hurray!!

If you're happy and you know it shout hurray!!
shout hurray!!

If you're happy and you know it then your face will surely show it

If you're happy and you know it shout hurray!!
shout hurray!!

2度目の happy のときは、両手を広げ"hurray"と叫ぶ



図5 幸せなら手をたたこう (手遊び)